



Simulation of the algorithms and their visualization for the solutions to the restricted problems of the cosmic dynamics of the fourteen bodies with three rings

Aliaksandr Chychuryn^{1*}

¹*The John Paul II Catholic University of Lublin, Department of Mathematical and Natural Sciences, Institute of Mathematics and Computer Science, ul. Konstantynow 1H, 20-708 Lublin, Poland*

Abstract – The restricted problem of the fourteen bodies with three rings is considered. The results of the visualization and dynamic investigations with the Mathematica system are given. The equilibrium positions are found with the use of analytical, numerical and graphical possibilities of the system. The stability of the equilibrium positions is then considered. Visualization and animation techniques are used for the observations of the motion processes.

1 Introduction

The computer algebra methods are the effective means for the search of problems of mathematical and theoretical physics, celestial mechanics, astrodynamics and other natural sciences. With the systems of computer mathematics put into practice, the solutions of many classical natural science problems have been improved. In such a way H. Poincaré [1] formulated the classical restricted three-body problem and provided the method for its solution. The generalization of this problem for n -bodies is given in the papers by Grebenikov and Elmabsout [2, 3, 4]. In the models like these the gravitational field is created by the bodies which make up regular polygons revolving around the central body. In such a gravitational field the motion of passively gravitating mass is studied. The systems of differential equations which describe such models are nonlinear and that is why it is impossible to integrate them by quadratures. In such cases H. Poincaré recommended to discover the problem of existence of equilibrium points [1]. This problem, as the authors have shown [5, 6, 7], can be reduced to

*achichurin@gmail.com

the solution of rather complicated systems of the nonlinear algebraic (non-differential) equations. It's impossible to find the exact solution to these algebraic systems in the analytical form because of their essential nonlinearity. But when using modern computer mathematical systems (for example, the *Mathematica* system by Wolfram Research [8]) the coordinates of equilibrium points can be found with the arbitrary calculation accuracy.

In this paper the restricted problem of the fourteen bodies with three rings is studied. That means that in the arbitrary Euclidean space there are 13 bodies (one central and 12 bodies situated at the apexes of three squares, which have the general center and revolve around the central body with the equal angular velocity) and one body m with a negligibly small mass which does not gravitate with other bodies. It is necessary to study the motion of body m with a negligibly small mass. While solving this problem we use the analytical, numerical and graphical possibilities of the *Mathematica* system.

We should point out that such restricted problems with the number of bodies from 4 to 12 and the number of rings equal to one or two are studied in papers [5, 6, 7, 9, 10, 11, 12]. The restricted problem with the number equal fourteen and the number of rings equal one or two is studied in papers [13, 14, 15].

2 Algorithms for solutions to the restricted problem of the cosmic dynamics

Let us define the next algorithm of solving the considered three-ring restricted problem:

- 2.1 Visualization of the model;
- 2.2 Obtaining the existence conditions of the correspondent partial solution of the Newtonian thirteen-body problem and finding the gomographic solution [5, 13];
- 2.3 Plotting the graphics of the dependences between the geometric and dynamical parameters of the model;
- 2.4 Defining the equilibrium positions (visually and finding the values of coordinates);
- 2.5 Numerical research (as the first stage in proving the stability and non-stability of the equilibrium positions).

The program modules realized in the *Mathematica* system codes, and the graphs built with the use of the visualization capabilities of the system are given below.

2.1 Building the program module allowing visualization of the model of the three-ring problems, where n is the number of bodies lying on the same ring.

$$\text{picture}[n_ , \alpha_ , \beta_] := \text{Module} \left[\{d\}, xk[k_] := \cos \left[\frac{2\pi(k-1)}{n} \right]; \right. \\ \left. yk[k_] := \sin \left[\frac{2\pi(k-1)}{n} \right] \right];$$

```


$$x_i[k\_] := \alpha \cos \left[ \frac{2\pi(k-1)}{n} + \frac{\pi}{n} \right]; y_i[k\_] := \alpha \sin \left[ \frac{2\pi(k-1)}{n} + \frac{\pi}{n} \right];$$


$$x_j[k\_] := \beta \cos \left[ \frac{2\pi(k-1)}{n} \right]; y_j[k\_] := \beta \sin \left[ \frac{2\pi(k-1)}{n} \right]; d = \max[1, \alpha, \beta];$$

p0 = Graphics[{GrayLevel[0.5], PointSize[0.025], Point[{0, 0}]}];
pk = Graphics[Table[{PointSize[0.02], Point[{xk[k], yk[k]}]}, {k, l, n}]];
pi = Graphics[Table[{PointSize[0.02], Point[{xi[k], yi[k]}]}, {k, l, n}]];
pj = Graphics[Table[{PointSize[0.02], Point[{xj[k], yj[k]}]}, {k, l, n}]];
l1 = Graphics[{Dashing[{0.02, 0.015}], Thickness[0.008],
  Line[Table[{xk[k], yk[k]}, {k, l, n + 1}]}]];
l2 = Graphics[{Dashing[{0.02, 0.015}], Thickness[0.008],
  Line[Table[{xi[k], yi[k]}, {k, l, n + 1}]}]];
l3 = Graphics[{Dashing[{0.02, 0.015}], Thickness[0.008],
  Line[Table[{xj[k], yj[k]}, {k, l, n + 1}]}]];
t0 = Graphics[Text[Style["PO", Bold, Blue, 16], {0, 0}, {-1, -1}]];
t1 = Graphics[Table[Text[Style["P" <> ToString[k], BoldBlue, 16],
  {
    Cos[2π(k-1)/n], Sin[2π(k-1)/n]
  },
  {
    -1.5 Cos[2π(k-1)/n], -1.5 Sin[2π(k-1)/n]
  }, {k, l, n}]]];
t2 = Graphics[Table[Text[Style["P" <> ToString[k], BoldBlue, 16],
  {
    α Cos[2π(k-1)/n + π/n], α Sin[2π(k-1)/n + π/n]
  },
  {
    -1.5 Cos[2π(k-1)/n + π/n], -1.5 Sin[2π(k-1)/n + π/n]
  }, {k, n + 1, 2n}]]];
t3 = Graphics[Table[Text[Style["P" <> ToString[k], BoldBlue, 16],
  {
    β Cos[2π(k-1)/n], β Sin[2π(k-1)/n]
  }, [-1.5 Cos[2π(k-1)/n],
  {
    -1.5 Cos[2π(k-1)/n], -1.5 Sin[2π(k-1)/n]
  }, {k, 2n + 1, 3n}]]];
Show[{pk, po, pi, pj, l1, l2, l3, t0, t1, t2, t3} Axes → True,
PlotRange → {{-1.3d, 1.3d}, {-1.3d, 1.3d}}, AspectRatio → Automatic,
Ticks → {{-1, -α, α, 1}, {-1, -α, α, 1}}, AxesLabel → {x, y}]

```

Application of the picture $[n_ , \alpha_ , \beta_]$ module: using, for example, the following function **picture[4,0.5,0.15]** we will obtain the visualization of the three-ring model (Fig.1)

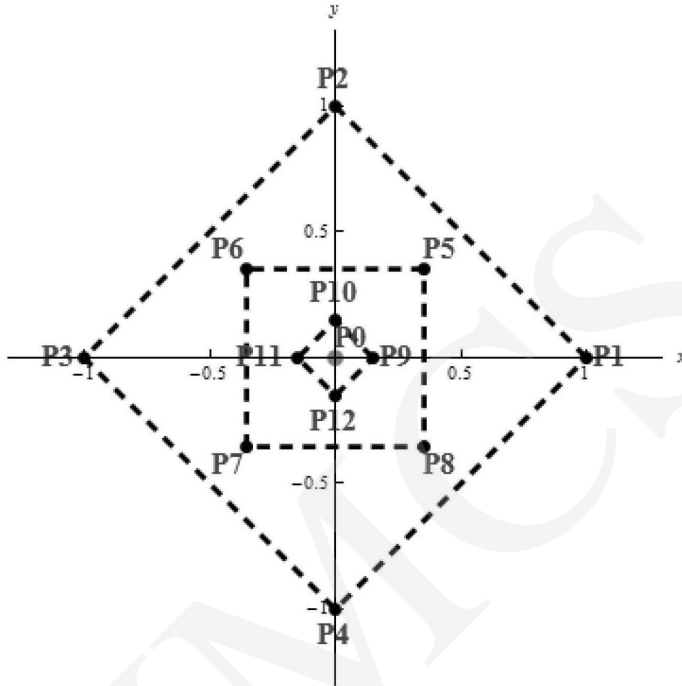


Fig. 1. Three-ring model of the thirteen bodies P_i ($i = \overline{0,12}$), where $\beta < \alpha < 1$ ($\alpha = 0.5, \beta = 0.15$).

2.2 Geometric visualization of the partial solution represented in Fig.1. Determine the coordinates $x_k[k], y_k[k], x_i[k], y_i[k], x_j[k], y_j[k]$ ($k = 1, 2, 3, 4$) of the twelve rotating bodies P_i ($i = \overline{0,12}$) in the same way as picture $[n_-, \alpha_-, \beta_-]$. Then using the Bang-Elmabsout theorem [16], we obtain the analytical condition for the angular velocity of the rotating squares

$$\omega^2 = m_0 + \left(\frac{1}{4} + \frac{1}{\sqrt{2}} \right) m_1 + \left(\frac{2 - \sqrt{2}\alpha}{(\alpha^2 - \sqrt{2}\alpha + 1)^{3/2}} + \frac{2 + \sqrt{2}\alpha}{(\alpha^2 + \sqrt{2}\alpha + 1)^{3/2}} \right) m_2 + \left(\frac{2}{(\beta^2 + 1)^{3/2}} - \frac{1}{(\beta - 1)|\beta - 1|} + \frac{1}{(\beta + 1)^2} \right) m_3 \quad (1)$$

and two analytical conditions for the masses m_i ($i = 1, 2, 3$) and distances α, β relationship

$$m_2 = \left(4m_0 (\alpha^{-3} - 1) + m_1 \left(\frac{8 - 4\sqrt{2}\alpha^{-1}}{(1 - \sqrt{2}\alpha + \alpha^2)^{3/2}} + \frac{8 + 4\sqrt{2}\alpha^{-1}}{(1 + \sqrt{2}\alpha + \alpha^2)^{3/2}} - 1 - 2\sqrt{2} \right) \right)$$

$$+4 \left(\frac{2 - \sqrt{2}\alpha^{-1}\beta}{(\alpha^2 - \sqrt{2}\alpha\beta + \beta^2)} + \frac{2 + \sqrt{2}\alpha^{-1}\beta}{(\alpha^2 + \sqrt{2}\alpha\beta + \beta^2)^{3/2}} - \frac{1}{(1 + \beta)^2} - \frac{2}{(1 + \beta^2)^{3/2}} \right. \\ \left. + \frac{|\beta - 1|}{(\beta - 1)^3} \right) m_3 \Big/ \left(\frac{8 - 4\sqrt{2}\alpha}{(1 - \sqrt{2}\alpha + \alpha^2)^{3/2}} + \frac{8 + 4\sqrt{2}\alpha}{(1 + \sqrt{2}\alpha + \alpha^2)^{3/2}} - \frac{1 + 2\sqrt{2}}{\alpha^3} \right) \quad (2)$$

$$m_3 = \left(m_0 (\beta^{-3} - 1) + m_1 \left(\frac{1}{\beta(1 + \beta)^2} + \frac{2}{(1 + \beta^2)^{3/2}} + \frac{\beta - 1}{|\beta - 1|^3\beta} - \frac{1}{4} - \frac{\sqrt{2}}{2} \right) \right. \\ \left. - \left(\frac{2 - \sqrt{2}\alpha}{(1 - \sqrt{2}\alpha + \alpha^2)^{3/2}} + \frac{2 + \sqrt{2}\alpha}{(1 + \sqrt{2}\alpha + \alpha^2)^{3/2}} + \frac{2 - \sqrt{2}\alpha\beta^{-1}}{(\alpha^2 - \sqrt{2}\alpha\beta + \beta^2)^{3/2}} \right. \right. \\ \left. \left. + \frac{2 + \sqrt{2}\alpha\beta^{-1}}{(\alpha^2 + \sqrt{2}\alpha\beta + \beta^2)^{3/2}} \right) m_2 \right) \Big/ \left(\frac{1}{(1 + \beta)^2} + \frac{2}{(1 + \beta^2)^{3/2}} + \frac{1 - \beta}{|\beta - 1|^3} - \frac{1 + 2\sqrt{2}}{4\beta^3} \right). \quad (3)$$

Conditions (1)–(3) follow from the Bang–Elmabsout conditions [16] and create the conditions for existence of the exact gomographic solutions to the Newtonian thirteen-body problem.

Building the following program module makes it possible to get the analytical conditions for visualizing the restricted model of the $3n+2$ bodies of the three-ring problems, where n is the number of bodies lying on the same ring.

$$\text{sys}[n_] := \text{Module} \left[\{ \}, xk[k_] := \cos \left[\frac{2\pi(k-1)}{n} \right]; yk[k_] := \sin \left[\frac{2\pi(k-1)}{n} \right]; \right. \\ xi[k_] := \alpha \cos \left[\frac{2\pi(k-1)}{n} + \frac{\pi}{n} \right]; yi[k_] := \alpha \sin \left[\frac{2\pi(k-1)}{n} + \frac{\pi}{n} \right]; \\ xj[k_] := \beta \cos \left[\frac{2\pi(k-1)}{n} \right]; yj[k_] := \beta \sin \left[\frac{2\pi(k-1)}{n} \right]; \\ g = x \left(\omega - \frac{1}{(x^2 + y^2)^{3/2}} \right) - m_1 \sum_{k=1}^n \frac{x - xk[k]}{\left((x - xk[k])^2 + (y - yk[k])^2 \right)^{3/2}} \\ - m_2 \sum_{k=1}^n \frac{x - xi[k]}{\left((x - xi[k])^2 + (y - yi[k])^2 \right)^{3/2}} - m_3 \sum_{k=1}^n \frac{x - xj[k]}{\left((x - xj[k])^2 + (y - yj[k])^2 \right)^{3/2}}; \\ h = y \left(\omega - \frac{1}{(x^2 + y^2)^{3/2}} \right) - m_1 \sum_{k=1}^n \frac{y - yk[k]}{\left((x - xk[k])^2 + (y - yk[k])^2 \right)^{3/2}} \\ - m_2 \sum_{k=1}^n \frac{y - yi[k]}{\left((x - xi[k])^2 + (y - yi[k])^2 \right)^{3/2}} - m_3 \sum_{k=1}^n \frac{y - yj[k]}{\left((x - xj[k])^2 + (y - yj[k])^2 \right)^{3/2}}; \\ \text{Print}["g = ", g]; \text{Print}["h = ", h]; \left. \right].$$

2.3 By means of the *Mathematica* we can solve system (1)–(3) as relates to ω, m_2, m_3 using the function **Solve**. Using the animational capabilities of the *Mathematica* system [7] makes it easy to prove that there are the areas of the positive dynamic m_0, m_1 , and geometric parameters α, β , in which the values ω, m_2, m_3 will be positive as well. At that we can accept – without the restriction of generality - that $m_0 = 1$.

In Figs 2 and 3 such areas built with the use of the **Plot3D** and **Manipulate** functions [8] are depicted for the defined parameters. Below we can see the graphics of the dependence between the masses, distances and angular velocity.

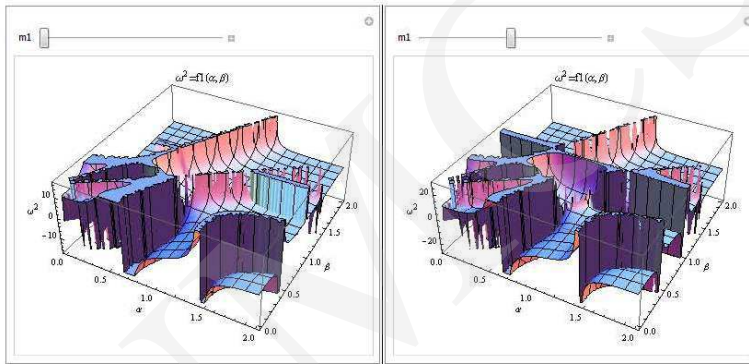


Fig. 2. Dependence between the mass m_1 , distances α, β and angular velocity ω where $m_1 \in [0.00001, 0.1]$ (the slider represents the values of m_1), $\alpha \in [0.0001, 2]$, $\beta \in [0.0001, 2]$.

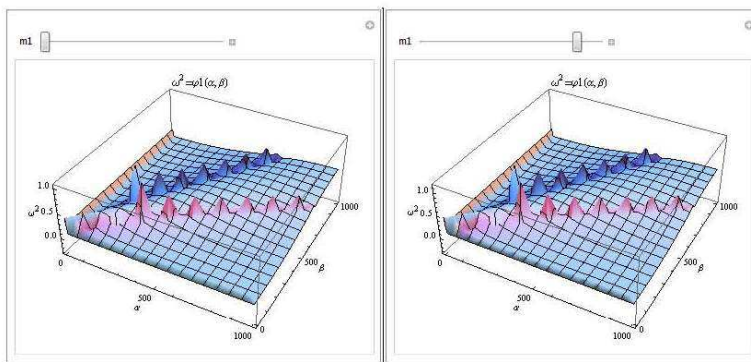


Fig. 3. Dependence between the mass m_1 , distances α, β and angular velocity ω where $m_1 \in [0.00001, 0.1]$ (the slider represents the values of m_1), $\alpha \in [2, 1000]$, $\beta \in [2, 1000]$.

2.4 The general method for finding the equilibrium positions in the restricted problem of the fourteen bodies, the problem visualization, as well as finding the coordinates of the equilibrium position for the cases of one or two rings are presented in [13]. We will use the method and the module `sys[n]`. In this problem $n = 4$. As a result, function `sys[4]` gives the analytical form for the $g(x,y)$ and $h(x,y)$ functions. The intersection of these functions results in the localization of the equilibrium positions on the plane. In Fig.4 all the equilibrium positions are shown for the parameters $\alpha = 0.8$, $\beta = 0.9$, $m_0 = 1$, $m_1 = 0.0001$. Bold points are the bodies P_k (vertexes of the three squares). Fig.5 presents the enlarged view of the portion of Fig.4 ($0.8 \leq x \leq 1.2$, $-0.1 \leq y \leq 0.3$), where the two of the equilibrium positions are located. The other the equilibrium positions are located symmetrically.

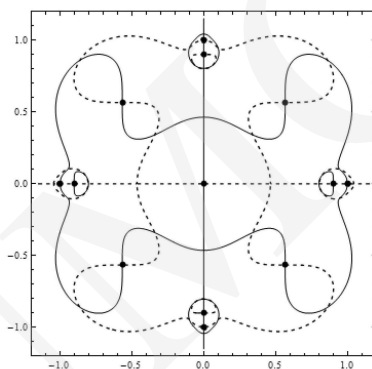


Fig. 4. Equilibrium positions are points of the intersection of two curves: $g(x,y) = 0$ (contiguous curve) and $h(x,y) = 0$ (dashed curve), $\alpha = 0.8$, $\beta = 0.9$, $m_0 = 1$, $m_1 = 0.0001$.

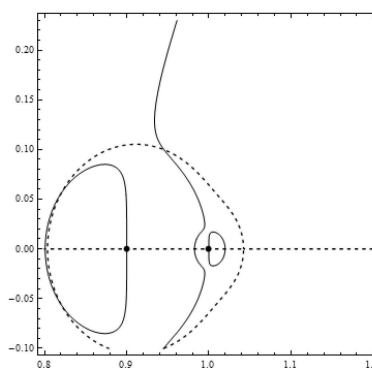


Fig. 5. The enlarged $0.8 \leq x \leq 1.2$, $-0.1 \leq y \leq 0.3$ area of Fig.4. We can see that in the neighborhood of $(0.97, 0.22)$ and $(1.0, 0.0)$ there is the only one equilibrium position.

We obtain the points of equilibrium by using the function **FindRoot** [8]
 $N_1 = \text{FindRoot}[\{\mathbf{g} == \mathbf{0}, \mathbf{h} == \mathbf{0}\}, \{\mathbf{x}, 1.0\}, \{\mathbf{y}, 0.0\}] // \text{Chop}$
 $S_1 = \text{FindRoot}[\{\mathbf{g} == \mathbf{0}, \mathbf{h} == \mathbf{0}\}, \{\mathbf{x}, 0.97\}, \{\mathbf{y}, 0.22\}] // \text{Chop}$

As a result, we have the coordinates of the two equilibrium positions.

$\{x \rightarrow 1.01977, y \rightarrow 0\}$

$\{x \rightarrow 0.94528, y \rightarrow 0.099918\}$

N_1 is a radial equilibrium position as it is located on the line going through the two bodies, whereas S_1 is a non-radial equilibrium position. Likewise using the function **FindRoot** we can easily find the coordinates of all the equilibrium positions with the arbitrary required accuracy.

2.5 Let us do numerical research of the non-radial equilibrium position S_1 . In papers [11, 12] it was proved that in the case of one- and two-ring problems with some accurately defined values of masses, the similar equilibrium positions are stable in the Lyapunov sense. We will study the point S_1 with the following coordinates

$$x_1 = 0.97502446651498, \quad y_1 = 0.223541709590483. \quad (4)$$

Let us set the initial conditions

$$x(0) = x_1, \quad y(0) = y_1, \quad x'(0) = 0, \quad y'(0) = 0, \quad (5)$$

and choose for instance the time t ($0 < t < 10000$). Using the numerical capabilities of the *Mathematica* system we can solve the Cauchy problem [12, 15]:

$$\begin{aligned} \text{sys} = \{ & x''[t] - 2\omega y'[t] == g, \quad x[0] == x_1, \quad x'[0] == x'_1, \\ & y''[t] + 2\omega x'[t] == h, \quad y[0] == y_1, \quad y'[0] == y'_1 \} \\ \rho_1 = & \text{NDSolve}[\text{sys}, \{x, y\}, \{t, 0, 10000\}] \end{aligned} \quad (6)$$

where the functions g and h are defined by function **sys**[4], with the angular velocity ω obtained from (1). We obtained the results in the form of interpolating functions. We build graphics of these interpolating functions for different values of time t and different initial conditions x_1, y_1, x'_1, y'_1 . Let us build the graphics of these interpolating functions [12, 15]

$$\begin{aligned} \{ & \{x \rightarrow \text{InterpolatingFunction}[\{\{0., 10000.\}\}, \langle \rangle], \\ & y \rightarrow \text{InterpolatingFunction}[\{\{0., 10000.\}\}, \langle \rangle]\} \}, \end{aligned}$$

for different values of t at the time intervals (0, 200) and (0, 10000) (Figs 6 and 7) using the following instruction (the origin of the coordinates is point S_1)

$\text{ParametricPlot}[\text{Evaluate}[\{x[t], y[t]\} /. \rho_1], \{t, 0, 100\}, \text{AxesLabel} \rightarrow \{ "x[t]", "y[t]" \},$
 $\text{AxesOrigin} \rightarrow \{x_1, y_1\}, \text{AspectRatio} \rightarrow 1, \text{PlotRange} \rightarrow \text{All}, \text{PlotPoints} \rightarrow 50000]$

Let $\Delta\rho(t)$ is the distance of point on the trajectory from the equilibrium point S_1 for t . We can then show $\Delta\rho(t)$ for $0 < t < 1000$ (Fig.8)

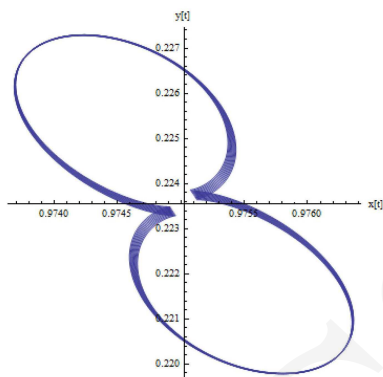


Fig. 6. Graphic of the solution to the Cauchy problem (4)–(6) for $0 \leq t \leq 200$, $x_1 = 0.0001$, $x'_1 = 0$, $y_1 = 0.001$, $y'_1 = 0$.




Fig. 7. Graphic of the solution to the Cauchy problem (4)–(6) for $0 \leq t \leq 1000$, $x_1 = 0.0001$, $x'_1 = 0$, $y_1 = 0.001$, $y'_1 = 0$.

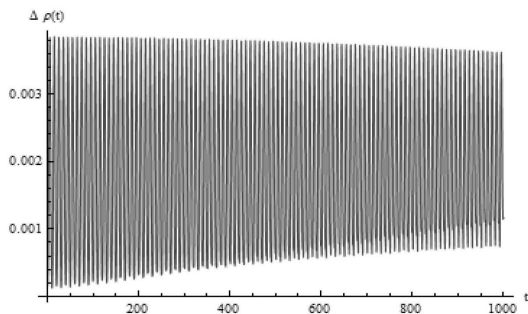


Fig. 8. Graphic of the function $\Delta\rho(t)$ for $0 < t < 1000$.

3 Conclusions

With the changes in the initial conditions and the defined values of masses, the trajectory does not deviate from the position of equilibrium S_1 . We can propose that the point S_1 is stable or – to be more precise – does not contradict to the stability property. Exact proof for the stability of the point S_1 requires the use of the results of the Kolmogorov-Arnold-Moser theory [17]. Having done the numerical study for the point N_1 similar to that which was done for the point S_1 (with such initial conditions the trajectory moves away from the equilibrium position N_1), let us make sure that this point has the non-stability characteristics.

References

- [1] Poincaré H., Les méthodes nouvelles de la mécanique céleste. Paris. Gauthier-Villars t. I (1882), t. II (1894).
- [2] Elmabsout B., Sur l'existence de certaines configurations d'équilibre relatif dans le probleme des corps, *Celestial Mechanics and Dynamical Astronomy* 41 (1988): 131.
- [3] Grebenicov E., New exact solutions in the planar, symmetrical n -body problem, *Rom. Astron. J.* 7(2) (1998): 151.
- [4] Grebenicov E., Two New Dynamical Models in Celestial Mechanics, *Rom. Astron. J.* 8(1) (1998): 13.
- [5] Grebenikov E.A., Gadomski L.J., The Existence Conditions for Equilibriums In a Bounded Circular Many-Body Problem, *Proceedings of Steklov Institute of Mathematics* 223 (1998): 159.
- [6] Jakubiak M., Sufficient Conditions of Linear Stability for Equilibrium Points in the Newtonian Gravitational Model of Six Bodies, -Kiev: *Nonlinear Oscillations* 2(1) (1999): 138.
- [7] Grebenikov E.A., Kozak-Skoworodkin D., Jakubiak M., *Methods of Computer Algebra in Many-Body Problem*, – Moscow: Ed. of UFP (2002): 209.
- [8] Wolfram Web Resources [Electronic resource] / ed. S. Wolfram. – Champaign (2011) – Mode of access: www.wolfram.com.
- [9] Gadomski L.J., Grebenikov E.A., Jakubiak M., Kozak-Skoworodkin D., The Lyapunov Stability in Restricted Problems of Cosmic Dynamics, *Buletinul Academiei de Stinta a Republicii Moldova. Matematica* 1(41) (2003).
- [10] Siluszyk A., On the linear stability of relative equilibria in the restricted eight-body problem with partial symmetry, *Herald of Brest State University, Series I (Math., Phys., Chem., Biol.)* 2 (2004): 20.
- [11] Ikhsanov E. V., *Normalization computer methods of hamiltonians for restricted cosmic dynamics problems*, Moscow: Ed. of UFP (2004): 132.
- [12] Kozak-Skoworodkin D., *The Qualytative Researches of Many Body Newtonian Problem by Mathematica System*, Moscow, Ed. of UFP (2005): 146.
- [13] Gadomski L., Kovalchuk I.R., Chichurin A.V., The construction of the mathematical models for the cosmic dynamics problems in the Mathematica computer algebra system, *Moscow State University's Press Publishers* (2007): 112.
- [14] Gadomski L., Chichurin A.V., Animation of graphical information in the restricted fourteen body problem with the incomplete symmetry, *Herald of Brest State University, Series I (Math., Phys., Chem., Biol.)* 1(32) (2009): 17.
- [15] Chichurin A.V., Numerical studies of the restricted Newton problem with the incomplete symmetry, *Collected works of the Institute of System Analysis of the Russian Academy of Sciences* 32 (3) (2008): 210.

- [16] Bang D., Elmabsout B., Configurations polygonales en equilibre relative, Paris: C.R. Acad. Sci., Serie II b 329 (2001): 243.
- [17] Moser J.K., Lectures on Hamiltonian Systems, – New York, Courant Institute of Mathematical Science (1968): 295.

